

Corporate Data

As of March 31, 2010

Company Name	Yamatake Corporation
Headquarters	Tokyo Building, 2-7-3 Marunouchi, Chiyoda-ku, Tokyo 100-6419, Japan
Founded	December 1, 1906
Incorporated	August 22, 1949
Paid-in Capital	¥10,522,716,817
Factories and R&D Center	Shonan and Isehara Factories, Fujisawa Technology Center
Employees	5,297 (consolidated basis: 8,220)

Subsidiaries and Affiliates * indicates consolidated subsidiary during fiscal year 2009

As of June 30, 2010

Japan

Yamatake & Co., Ltd. * Tokyo, Japan Ownership: 100%	Kimmon Manufacturing Co., Ltd. * Tokyo, Japan Ownership: 100%	Kimmon Environment Equipment Co., Ltd. * Kanagawa, Japan Ownership: 100% owned by Kimmon Manufacturing Co., Ltd.
Yamatake Control Products Co., Ltd. * Kanagawa, Japan Ownership: 100%	Aomori Manufacturing Co., Ltd. * Aomori, Japan Ownership: 100% owned by Kimmon Manufacturing Co., Ltd.	Hokkaido Kimmon Construction Co., Ltd. * Hokkaido, Japan Ownership: 100% owned by Kimmon Manufacturing Co., Ltd.
Yamatake Expert Services Co., Ltd. Kanagawa, Japan Ownership: 100%	Wakayama Seiki Co., Ltd. * Wakayama, Japan Ownership: 100% owned by Kimmon Manufacturing Co., Ltd.	Tohoku Kimmon Construction Co., Ltd. * Fukushima, Japan Ownership: 100% owned by Kimmon Manufacturing Co., Ltd.
Yamatake Friendly Co., Ltd. Kanagawa, Japan Ownership: 100%	Shirakawa Seiki Co., Ltd. * Fukushima, Japan Ownership: 98.6% owned by Kimmon Manufacturing Co., Ltd.	Yamatake Mizuho Co., Ltd. * Kyoto, Japan Ownership: 100%
Yamatake Care-Net Co., Ltd. * Tokyo, Japan Ownership: 100%	Kimmon Shirasawa Co., Ltd. * Fukushima, Japan Ownership: 100% owned by Kimmon Manufacturing Co., Ltd.	Royal Controls Co., Ltd. * Tokyo, Japan Ownership: 51%
Safety Service Center Co., Ltd. * Tokyo, Japan Ownership: 100%	Kimmon Aizu Co., Ltd. * Fukushima, Japan Ownership: 100% owned by Kimmon Manufacturing Co., Ltd.	Taishin Co., Ltd. * Nagano, Japan Ownership: 50%
SecurityFriday Co., Ltd. Kanagawa, Japan Ownership: 85%	Kimmon Haramachi Co., Ltd. * Fukushima, Japan Ownership: 100% owned by Kimmon Manufacturing Co., Ltd.	Tem-Tech Lab. Tokyo, Japan Ownership: 25%
Hara Engineering Co., Ltd. Kanagawa, Japan Ownership: 100% owned by Yamatake & Co., Ltd.	Kimmon Karatsu Co., Ltd. * Saga, Japan Ownership: 100% owned by Kimmon Manufacturing Co., Ltd.	

Overseas

Azbil Korea Co., Ltd. * Seoul, Korea Ownership: 100%	Azbil Singapore Pte. Ltd. * Singapore Ownership: 100%	Shanghai Azbil Automation Co., Ltd. * Shanghai, China Ownership: 60%
Azbil Taiwan Co., Ltd. * Taipei, Taiwan Ownership: 100%	PT. Azbil Berca Indonesia * Jakarta, Indonesia Ownership: 55%	Azbil Hong Kong Limited * Hong Kong, China Ownership: 99.9%
Azbil Vietnam Co., Ltd. Hanoi, Vietnam Ownership: 100%	Azbil Control Instruments (Dalian) Co., Ltd. * Dalian, China Ownership: 100%	Yamatake Automation Products (Shanghai) Co., Ltd. * Shanghai, China Ownership: 100%
Azbil India Pvt. Ltd. Mumbai, India Ownership: 99.9%	Azbil Information Technology Center (Dalian) Co., Ltd. Dalian, China Ownership: 100%	Azbil North America, Inc. * Santa Clara, CA, U.S.A. Ownership: 100%
Azbil (Thailand) Co., Ltd. * Bangkok, Thailand Ownership: 99.9%	Yamatake Environmental Control Technology (Beijing) Co., Ltd. * Beijing, China Ownership: 100%	BioVigilant Systems, Inc. Tucson, AZ, U.S.A. Ownership: 88.7%
Azbil Philippines Corporation * Makati, Philippines Ownership: 99.9%	Azbil Control Solutions (Shanghai) Co., Ltd. * Shanghai, China Ownership: 100%	Azbil Europe NV * Zaventem, Belgium Ownership: 100%
Azbil Malaysia Sdn. Bhd. * Kuala Lumpur, Malaysia Ownership: 100%		Azbil Brasil Ltd. Sao Paulo, Brazil Ownership: 99.9% (Scheduled to begin operations in October 2010)

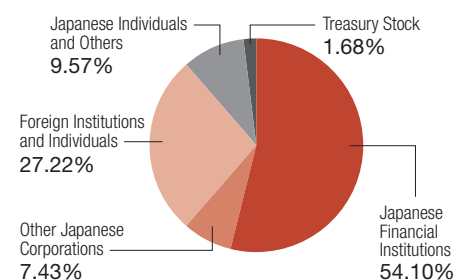
Four other affiliates

Stock Information

As of March 31, 2010

Total Number of Authorized Shares	279,710,000
Shares of Common Stock Issued	75,116,101
Shareholders	10,313
Fiscal Year	April 1- March 31
Annual Shareholders' Meeting	June
Stock Listing	Tokyo Stock Exchange, 1st Section (6845)
Transfer Agent	Mizuho Trust & Banking Co., Ltd.

Composition of Shareholders

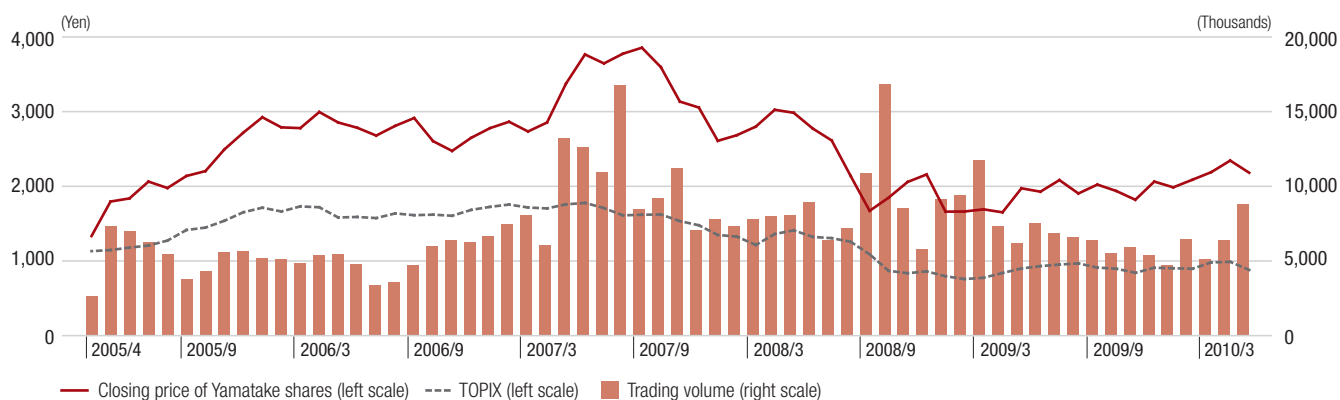


Major Shareholders

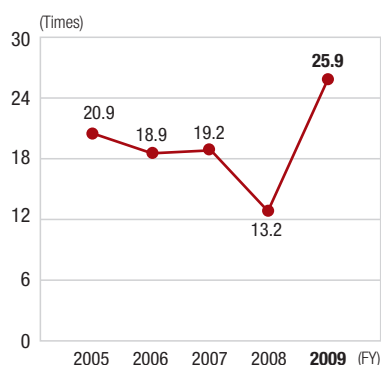
	Number of Shares Held (Thousands)	Percentage of Total Shares Issued
The Master Trust Bank of Japan, Ltd.	7,424	10.05
Japan Trustee Services Bank, Ltd.	5,512	7.46
Meiji Yasuda Life Insurance Co.	5,214	7.06
Japan Trustee Services Bank, Ltd. (Trust account 9)	3,505	4.75
Nippon Life Insurance Co.	2,669	3.61
Trust & Custody Services Bank, Ltd. (trustee for Mizuho Trust & Banking Co., Ltd. Retirement Benefit Trust Account)	2,315	3.14
Trust & Custody Services Bank, Ltd. (Securities investment trust account)	2,138	2.89
Mizuho Corporate Bank, Ltd.	2,104	2.85
Sompo Japan Insurance Inc.	1,360	1.84
HAYAT	1,250	1.69

Equity position is calculated excluding treasury stock (1,260 thousand shares)

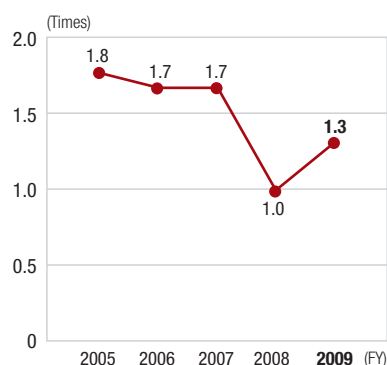
Trends in Share Price and Trading Volume



Price-Earnings Ratio



Price-Book Value Ratio



Price-Cash Flow Ratio

