

# DIGITRONIK™


## Smart Indicator with LED Bar Graph Indicator

### SI Series

#### FEATURES

The Smart Indicator is a compact, lightweight, highly reliable single-point process faceplate, featuring DIN-sized LED bar graph indication of process variables.

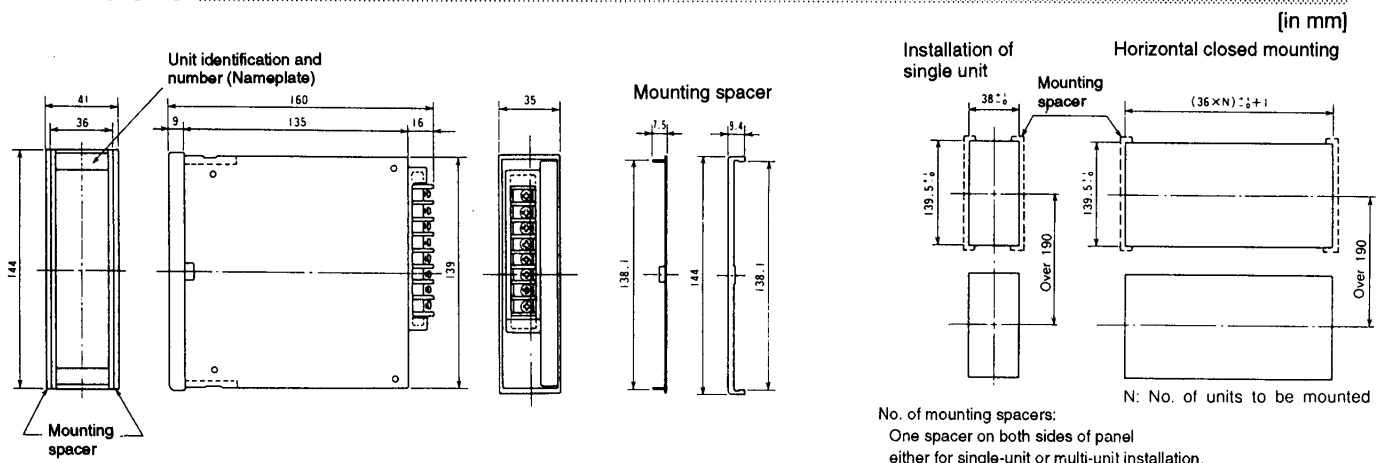
- Bar graph features high-intensity custom LED's
- Three bar display colors available: red, green and yellow
- Alarm setting and zero span adjustment easily performed



#### SPECIFICATIONS

Model	Model No.	SIA	SIB	SIC	SID
	No. of indicating points	1	2	1	1
Alarm	—	—	High/low limit	High high limit/low low limit	
Input	Input	4 to 20mA <sub>d</sub> c and 0 to 1mA <sub>d</sub> c, or voltage 1 to 5V <sub>d</sub> c 0 to 1V <sub>d</sub> c or 0 to 5V <sub>d</sub> c			
	Response time	0.5 sec.			
	Input impedance	Lower than 10Ω at 4 to 20mA <sub>d</sub> c input, higher than 250kΩ at 1 to 5V <sub>d</sub> c input			
	Zero span adjustment	±10% FS			
Indicating action	Signals	Red, green, yellow LED bar dots (color selection) Display flashes (SIA, SIB only) when input is complete.			
	Range	0 to 100% FS			
	Accuracy	±1% FS ±1 dig			
Setting alarms (SIC-SID)	Range	High/low limit	High limit value (H) 100% FS to (low limit value + 1% FS) Low limit value (L) (High limit value to 1% FS) to 0%		
		High-high limit/low-low limit	High high limit value (HH) 100% FS to (High limit value + 1% FS) High limit value (H) (High high limit value - 1% FS) to (Low limit value + 1% FS) Low limit value (L) (Low limit value - 1% FS) to (Low low limit value + 1% FS) Low low limit value (LL) (Low limit value - 1% FS) to 0%		
Output	Dry contact 125Vac 0.5A, 30V <sub>d</sub> c 24 resistive load				
Design	Ambient temperature	0 to 50°C			0 to 45°C
	Weight	approx. 500g	approx. 590g	approx. 400g	
	Storage temperature	-20 to +70°C			
	Rated voltage	100/110, 200/220, 120, 240Vac 50/60Hz or 24V <sub>d</sub> c			
	Allowable voltage	90 to 121V (100/110V), 180 to 242V (200/220V), 102 to 132V (120V), 240 to 264V (240V), 20.4 to 27.6V <sub>d</sub> c (24V <sub>d</sub> c)			
	Construction	Case: ABS rein Cover: Acryl resin Nameplate: ABS resin			
	Standard colors	Scale: Black aluminum Bezel case: Moss green Munsell 2.5GY3/1			
	Mounting	Embedded mounting into indoor panel			
	Standard accessories	Mounting spacer (2)			

#### DIMENSIONS



# MODEL SELECTION GUIDE

Example = (1) SIA, SIC, SID Types:

I	II	III	IV	
SIA	8	C	R	A32X

(2) SIB Type:

I	II	III	IV	V	
SIB	8	C	R	A32X	G F50W

Item	Selection	Code			No. of Displays	Number of Alarms
I	Basic Model Number	SIA	↓		1	0
		SIB		↓	2	0
		SIC	↓		1	2 (High low limits)
		SID	↓		1	4 (High high and low low limits)
II	Power Supply Voltage	1	0	0	100/110Vac 50/60Hz	
		2	0	0	200/220Vac 50/60Hz	
		5	0	0	120Vac 50/60Hz	
		6	0	0	240Vac 50/60Hz	
		8	0	0	24Vdc	
III	Input	C	0	0	4 to 20mAdc	
		F	0	0	0 to 1mAdc	
		L	0	0	0 to 1 Vdc	
		V	0	0	1 to 5 Vdc	
		Y	0	0	0 to 5 Vdc	
IV	No.1 Display Colour	R	0	0	Red	
		G	0	0	Green	
		Y	0	0	Yellow	
	No.1 Display Range	(*)	0	0	(See Range code selection table)	
V	No.2 Display Colour	R		0	Red	
		G		0	Green	
		Y		0	Yellow	
	No.2 Display Range	(*)		0	(See Range code selection table)	

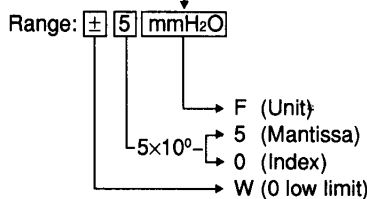
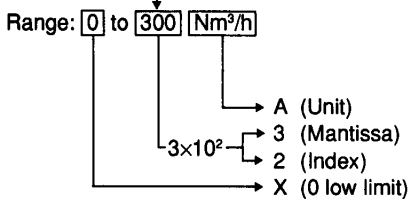
## \* Range Code Selection Table

↓	Selection	Code availability																			
○	Unit	→	A	C	D	F	G	H	I	O	Q	X	Y	Z	U	S	T	V	W	-	-
			m <sup>3</sup> /h [N]	%	m <sup>3</sup> /h	mmH <sub>2</sub> O	kgf/cm <sup>2</sup>	l/min	°C	pH	Kcal/h	m	mm	none	ppm	hPa	Pa	kPa	MPa	-	-
○	Mantissa	→	1	2	3	4	5	6	7	8	9	A	B	C	D	E	F	G	H	I	J
			1	2	3	4	5	6	7	8	9	15	25	35	45	55	65	75	85	95	14
○	Index	→	7	8	9	0	1	2	3	4	5	6	-	-	-	-	-	-	-	-	-
			10 <sup>-3</sup>	10 <sup>-2</sup>	10 <sup>-1</sup>	10 <sup>0</sup>	10 <sup>1</sup>	10 <sup>2</sup>	10 <sup>3</sup>	10 <sup>4</sup>	10 <sup>5</sup>	10 <sup>6</sup>	-	-	-	-	-	-	-	-	-
○	Hi/Lo	→	X									W									
	Range Limits		Minimum value: 0									Minimum value = - (maximum value), as ±50°C (mid range: 0)									

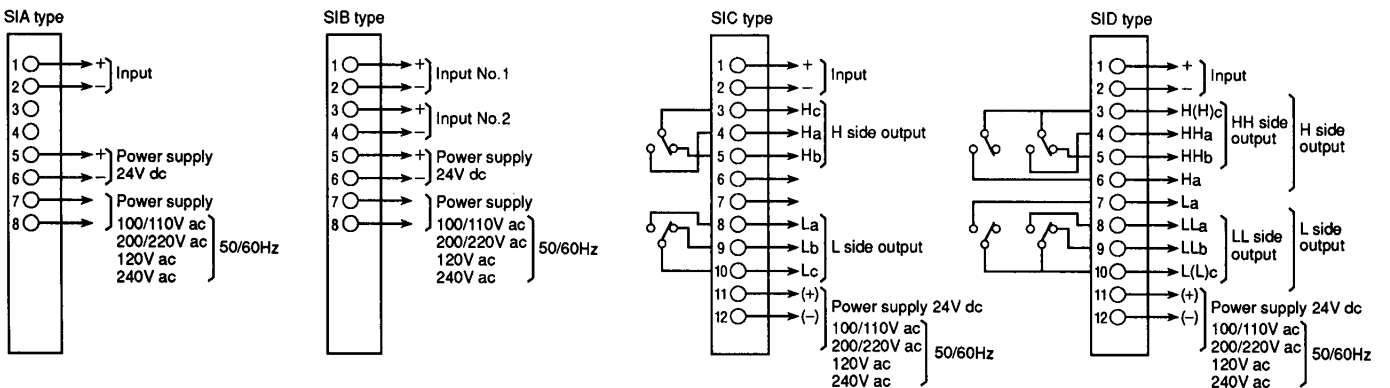
Example:

(1) SIA 8C R A32X E

(2) SIB 8C R A32X G F50W E



## WIRING



( ) Polarity of 24V dc power supply

( ) Polarity of 24V dc power supply



## RESTRICTIONS ON USE

This product has been designed, developed and manufactured for general-purpose application in machinery and equipment. Accordingly, when used in the applications outlined below, special care should be taken to implement a fail-safe and/or redundant design concept as well as a periodic maintenance program.

- Safety devices for plant worker protection
- Start/stop control devices for transportation and material handling machines
- Aeronautical/aerospace machines
- Control devices for nuclear reactors

Never use this product in applications where human safety may be put at risk.

*Specifications are subject to change without notice.*

**azbil**

### **Yamatake Corporation Advanced Automation Company**

1-12-2 Kawana Fujisawa  
Kanagawa 251-8522 Japan  
URL:<http://www.azbil.com>

Printed in Japan. (H)  
1st Edition: Issued in May, 1994  
3rd Edition: Issued in Mar., 2005

*No part of this publication may be reproduced or duplicated without the prior written permission of Yamatake Corporation.*

Printed on recycled paper.

(06)